



# WELCOME



## Welcome to the virtual public meeting!

▶▶▶ RTC is updating its Regional Transportation Plan and we need your input.

▶▶▶ Please view the 8 boards located around the edge of the room (**stations 1-8**) and provide feedback using the tablets on the center table.

▶▶▶ Use **station 9** to access the online survey and share your thoughts.

▶▶▶ Please also visit the project web page (**station 10**) and sign up to receive project updates.

WE'RE GOING PLACES. LET'S GO TOGETHER.





# BACKGROUND & SCHEDULE



## RTC is the region's:

- Metropolitan Planning Organization
- Transit service provider
- Bike share operator
- Southern Nevada Strong Administrator
- Manager of Dedicated Motor Vehicle Fuel and County Sales Taxes

RTC is responsible for a transportation planning process that reflects the needs of our community.



## Why is the plan important?

This plan will outline the region's major transportation investments over the next 20+ years.

We want to hear your ideas about how to make it safer and easier to walk, roll, bike, take transit, or drive where you want to go.

## Project Schedule

We will be asking for public and stakeholder participation throughout 2024. The plan will be completed in December.

SEP	OCT	NOV	DEC	JAN	FEB	MAR	APR	MAY	JUN	JUL	AUG	SEP	OCT	NOV	DEC
2023				2024											
				Call for Projects											
Visioning/Needs Assessment						Evaluate Alternatives				Plan Development/Public Comment					
						Virtual Public Meeting 1		Community Engagement				Virtual Public Meeting 2		Virtual Public Meeting 3	



# VISION & GOALS



RTC is developing a vision for our region's transportation system.



The regional vision describes the most important aspirations for transportation.



We will develop goals and performance measures to track progress.



Input through our online survey will be used to develop the vision and goals.

## Our Region at a Glance

**increase**  
**27%**  
from 2020

Our population is expected to grow to over 3 million residents by 2050.



**increase**  
**15%**  
from 2023

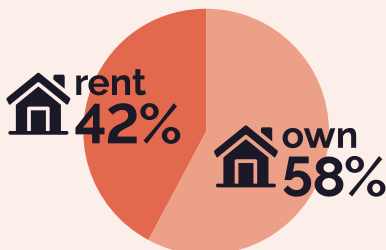
Our employment is projected to grow from 1.5 million jobs to nearly 1.8 million in 2050.



In 2022, the average travel time to work was **24.6 minutes**, and about 13% of workers worked from home.



Our residents:



In 2022, we welcomed **39 million visitors** from across the globe.

We have **10,421 miles of roadways**, including:

- interstates/highways: 9.6%
- major streets: 10.2%
- collectors: 9.0%
- local streets: 60.5%
- other roadways: 10.8%



WE'RE GOING PLACES. LET'S GO TOGETHER.

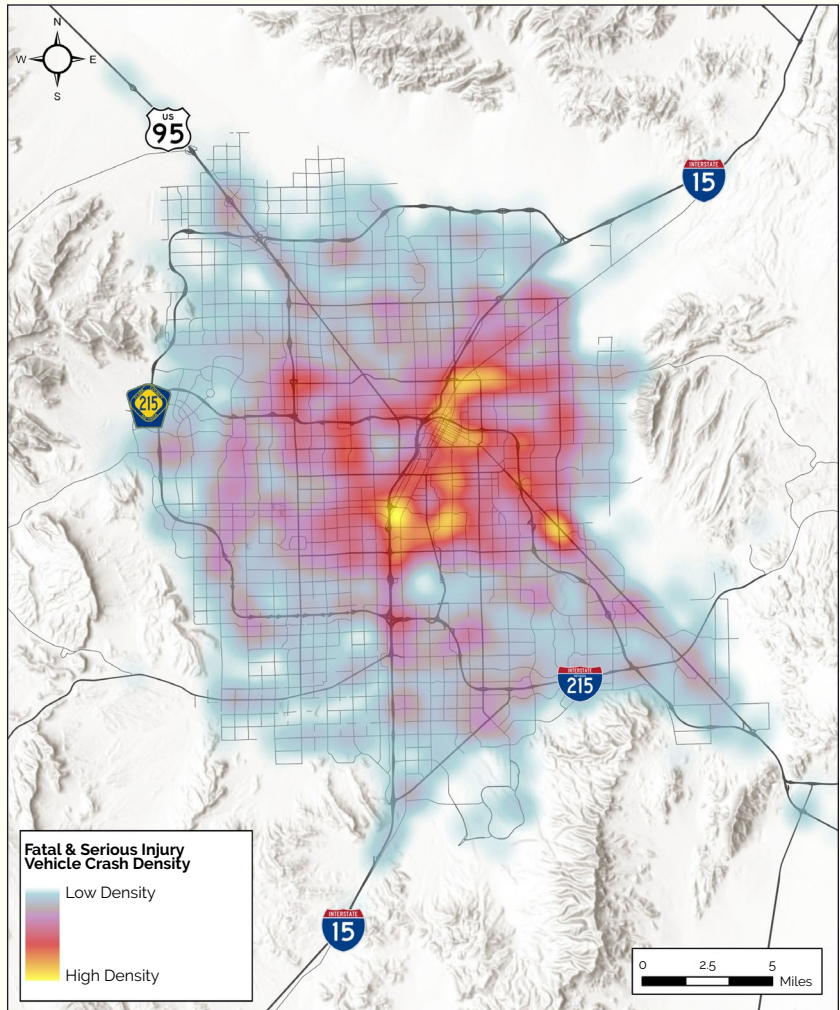
LET'S GO **2050**



# SAFETY

## Fatal/Serious Crashes

Many of the region's fatal and serious injury crashes occur on higher speed arterial roadways, especially at intersections.



TOTAL  
**FATAL**  
CRASHES:  
**834**

TOTAL  
**SERIOUS**  
**INJURY**  
CRASHES:  
**2,699**

TOTAL  
**PEDESTRIAN**  
**INVOLVED**  
CRASHES:  
**3,832**

TOTAL  
**BICYCLIST**  
**INVOLVED**  
CRASHES:  
**1,689**

**TOTAL CRASHES: 174,464**

(all data from 2016-2020)

WE'RE GOING PLACES. LET'S GO TOGETHER.





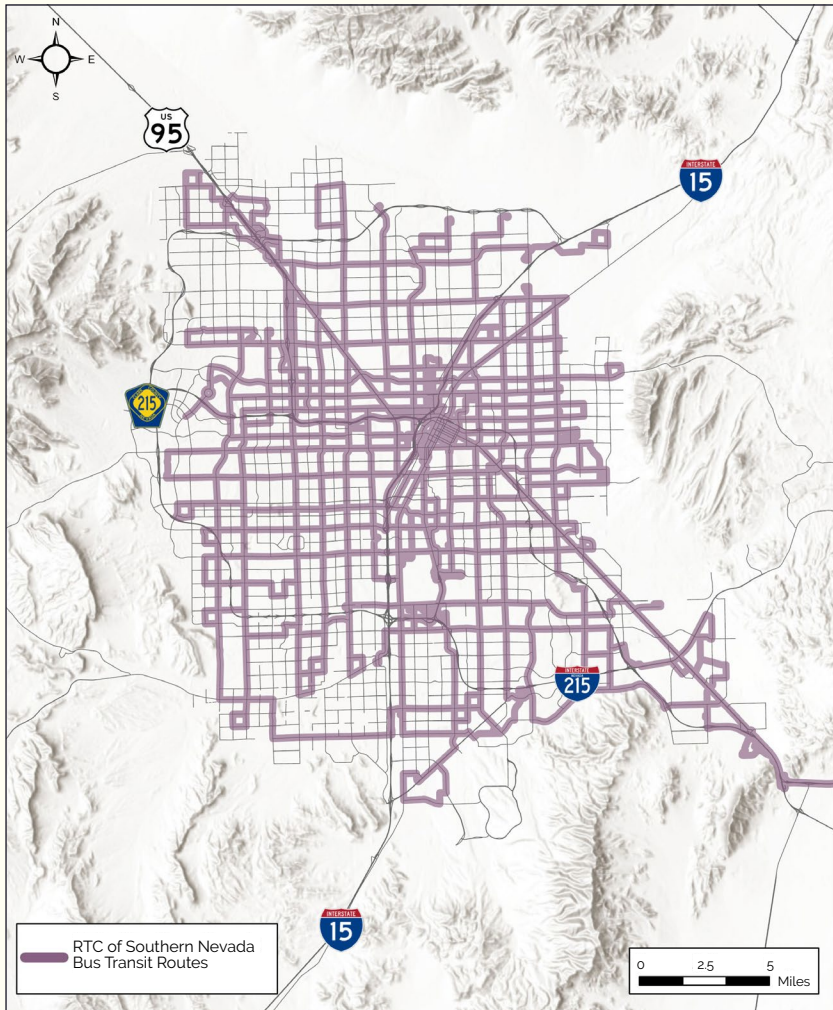
# TRANSIT

## Bus Transit Ridership

about **80%** of riders use transit to get to work

**over 19%** transit ridership during the past year

over **51 million rides** were taken on our transit system in 2023



WE'RE GOING PLACES. LET'S GO TOGETHER.





# MULTIMODAL



There are **867 miles of bike lanes, paved paths, and shared roadways (bike routes)** throughout the region.


**399** of those miles are considered "high comfort facilities" which are appropriate for all ages and abilities.

(Source: Regional Bicycle and Pedestrian Plan)



Hybrid and electric vehicles account for about **5%** of total vehicle registrations in our region.

regional bike share trips taken:  
**250,000**  
since 2016



Resulting in an emissions reduction of over **5 million** pounds of CO<sub>2</sub>.

Hybrid registrations have **more than doubled** since 2017.



WE'RE GOING PLACES. LET'S GO TOGETHER.

LET'S GO **2050**



# EQUITY

## Equity

RTC connects people to opportunities by funding infrastructure and operating services that strive to meet a wide range of transportation needs. The community we serve includes people with low incomes, historically underserved or disinvested neighborhoods, older adults, youth, and people who have different physical or cognitive abilities.

### To serve all people, RTC focuses on:

**Engagement** – Promoting participation from across our diverse community, with a goal of increasing participation by people who have traditionally been underserved or overburdened by transportation infrastructure.

**Access** – Expanding access to jobs, training, schools, health care, and other key services for people with fewer transportation or mobility options.

**Investment** – Funding and advocating for transportation improvements that increase safety, economic mobility, and overall quality of life for residents with the greatest needs.

Households without an internet subscription:	12.6%
Persons living below federal poverty line:	15.1%
Persons who have a disability:	13.9%
Population that is Hispanic or Latino:	31.0%
Population over age 5 that speaks Spanish at home:	23.1%
Population aged 65+:	15.8%



# NEXT STEPS

## We want to hear from you!



Please take our online survey to share your thoughts about the future of transportation in our region.



For more information about the project, visit the project website.

The online survey and project website are available at **Stations 9** and **10** in the center of the room.

Thank you for visiting our virtual public meeting!



WE'RE GOING PLACES. LET'S GO TOGETHER.

